

KI accepts payment in the form of check, cash, credit card (Visa & MasterCard) or securities.

Contact the office at (215) 887-8700 if you have questions.

Membership forms are available at KenesethIsrael.org/forms



KI Membership 2020-2021


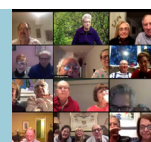



Together we keep KI & Judaism strong!

KI... at the corner of tradition and innovation.

**YOUR MEMBERSHIP & PARTICIPATION
STRENGTHEN THE KI COMMUNITY**

YOUR GENEROSITY MAKES A DIFFERENCE



Discover • Connect • Grow

Reform Congregation Keneseth Israel
8339 Old York Road, Elkins Park, PA 19027
215-887-8700 • Contact@kenesethisrael.org

• Love Your Neighbor As Yourself

Join the Rabbi's Circle

Volunteer your time

Encourage others to join

Dear Friends,

Even a global pandemic could not stop our momentum this year. It might have slowed us down for a brief moment but, even though our physical building closed in March, our staff continued to work from home, our teachers morphed quickly to distance learning, and our JQuest students were able to successfully complete the school year. Our office and clergy staff began KI Connect, making phone calls to all of our Congregants, and our Boards of Directors and Trustees continued their work through Zoom meetings.

Thanks to the internet, Shabbat Services in our Sanctuary and Chapel moved to Shabbat Services led by Rabbi Sussman, Cantor Levy and Ross M. Levy in the privacy of our homes. The creation of our Covid-19 Zoom Room and subsequent programming is now a part of our history.

Finding new ways to worship and communicate with our members happened through the hard work of our Clergy, Senior Staff, support staff, maintenance staff, and our lay leadership.

We are at a turning point in our history, and we continue to look to our members to be our pillars of support. Changes will continue in the near future, including enhanced security, classes and tutoring online, increased use of streaming services, and maintaining high quality adult education classes.

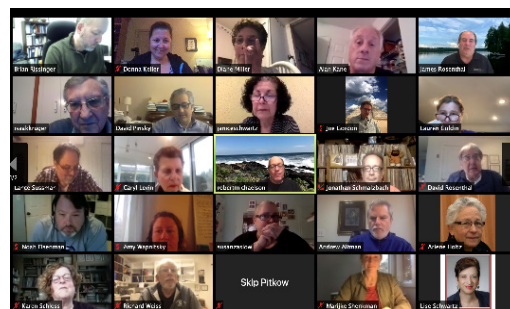
Your generosity makes this programming possible, and enables us to continue to provide a spiritual home for all who seek services, community, and social opportunities regardless of their financial means.

In order for us to maintain our financial well-being in these challenging times, your support is more crucial than ever before.

Thank you for your continued commitment and your support of your KI family. We look forward to seeing you when we can safely return to our building. Until then, we will see you on Zoom!

Janice Schwartz-Donahue
KI President

Lance J. Sussman, Ph.D.
Senior Rabbi



Benefits of KI Membership

Synagogue membership is a charitable contribution which strengthens our community. In addition to knowing that you are sustaining our future, benefits reserved for members include:

- Pastoral services and support from our caring clergy and community
- Officiation at life cycle events
- Social, educational & cultural activities
- Member discount for most KI programs
- Participation in committees and groups
- Support from the Caring Community in times of need



Contributions

On the membership form, there is also an opportunity to support:

Rabbi's Circle: We ask those who are able to give above the annual contribution amount to help those in need. Rabbi's Circle members receive special acknowledgement and event invitations throughout the year.

Men and Women of Reform Judaism: Our auxiliary groups help support synagogue gifts to B'nai Mitzvah, the ushers, Oneg Shabbat, holiday events, Holocaust memorial projects and the KI Garden.

JQuest B'Yachad/Quest Noar & Preschool: Help make a Jewish education possible for children in need by supporting our educational programs.



ARZA: The Reform Movement's voice for promotion of Israel and Zionism worldwide.

Adult Education/Temple Judea Museum/King David Harp Society:

Each of these groups uniquely elevates the intellectual and artistic spirit of our congregation. Your support allows education, visual arts, and music to excel at KI.



Our annual budget is \$2,725,000

If we relied solely on membership contributions we would ask each household, regardless of age, income, or number of household members to contribute minimally \$3,372.

Expense

Admin, URJ, Clergy	39%
Preschool	35%
JQBY & Youth Ed.	8%
Bldg. Maintenance & Expense	13%
Programs	5%

Revenue

Membership & Philanthropy	44%
Preschool	35%
JQuest B'Yachad	7%
Programs & Rental Income	6%
Reserve & Investment Income	8%

