

KI accepts payment in the form of check, cash, credit card (Visa & MasterCard) or securities.

Contact the office at (215) 887-8700 if you have questions.

Membership forms are available at KenesethIsrael.org/forms



KI Membership 2021-2022





Together we keep KI & Judaism strong!

KI... at the corner of tradition and innovation.



YOUR MEMBERSHIP & PARTICIPATION STRENGTHEN THE KI COMMUNITY

YOUR GENEROSITY MAKES A DIFFERENCE



Discover • Connect • Grow

**Reform Congregation Keneseth Israel
8339 Old York Road, Elkins Park, PA 19027
215-887-8700 • Contact@kenesethisrael.org**

Love Your Neighbor As Yourself

Dear Friends,

June 2020: A year ago we were three months into a global pandemic. We shut down our building and became a "virtual" center of learning. We Zoomed, we Zonedged, we celebrated on Facebook and Streamspot. We learned to utilize technology in ways we never dreamed of before. We became more resilient, we learned to be more creative in the time we spent alone, we remembered how important it was to live in the now and not put off until tomorrow.

We forgot how to drive, had groceries delivered to our front doors, missed out on going to the theater, the movies, restaurants and getting hair cuts. Air travel became a memory, and hugs were replaced by emojis. In our membership renewal letter we kitzed about seeing you on Zoom!

June 2021: Our building has been cleaned, new artwork has been hung, and HEPA filters have been added to all of our rooms. Our employees are back at their desks behind safety glass, wearing masks, and everyone is thoroughly inoculated against Covid-19. Our Security has been enhanced with extra lighting in our parking lot, cameras all around the building, and a monitoring station in the vestibule. A Tent of Meeting has been added at our front door so Shabbat and Simchas can be celebrated in the fresh air. Shabbat never left our hearts but can now be celebrated in our building, and the most wonderful sounds of children playing has resumed in our KI pre-school. Now, we can look forward to seeing you in person.

Join us, renew your membership in your spiritual home, and celebrate with us as we move from the social isolation of the pandemic to reconnecting and rejoicing with friends in our community.

Throughout the pandemic we have been saying "Kindness begins with KI." Together we can say that your kindness, your generosity, helps sustain our financial well-being. Your membership and your commitment in our community keeps us strong. Thank you for your continued support of KI.

Janice Schwartz-Donahue
KI President

Lance J. Sussman, Ph.D.
Senior Rabbi

Janice Schwartz-Donahue *Lance J. Sussman, Ph.D.*



Benefits of KI Membership

Synagogue membership is a charitable contribution which strengthens our community. In addition to knowing that you are sustaining KI's future, benefits reserved for members include:

- Pastoral services and support from our caring clergy
- Officiation at life cycle events
- Social, educational & cultural activities
- Member discount for most KI programs
- Participation in committees and groups
- Support from the Caring Community in times of need



Contributions

On the membership form, there is also an opportunity to support:

Rabbi's Circle: We ask those who are able to give above the annual contribution amount to help those in need. Rabbi's Circle members receive special acknowledgement and event invitations throughout the year.

Women of Reform Judaism: Our auxiliary group helps support synagogue gifts to B'nai Mitzvah, the ushers, Oneg Shabbat, holiday events, Holocaust memorial projects and the KI Garden.

JQuest/Quest Noar & Preschool: Help make a Jewish education possible for children in need by supporting our educational programs.



ARZA: The Reform Movement's voice for promotion of Israel and Zionism worldwide.

Adult Education/Temple Judea Museum/King David Harp Society:

Each of these groups uniquely elevates the intellectual and artistic spirit of our congregation. Your support allows education, visual arts, and music to excel at KI.

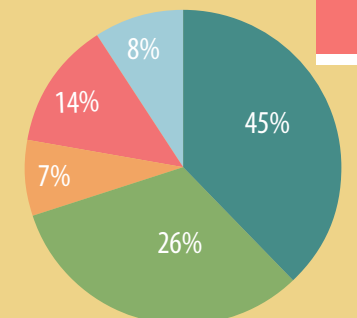


Our annual budget is \$2,677,000

If we relied solely on membership contributions we would ask each household, regardless of age, income, or number of household members to contribute minimally \$3,569.

Expense

Admin, URJ, Clergy	45%
Preschool	26%
JQuest & Youth Ed.	7%
Bldg. Maintenance & Expense	14%
Programs	8%



Revenue

Membership & Philanthropy	50%
Preschool	26%
JQuest	4%
Programs & Rental Income	13%
Reserve & Investment Income	7%

